

Short Description :

Led grow light 800W Folded high yield proved (key words:led grow light 800w , grow light 800w,led grow light)

Model: CGL-106-800W



Actul Power: 800W±5%

Dimension: 1100*1100*70mm


PPF:2000 umol & PPE:2.6umol/J

Features: Folded , 0-10V dimmable ,high yield

Knob controller
dimming **0-100%**



*Foldable up to 180 degrees maximum both
sides are 90 degrees vertically.*



Basic Parameters:

| Model No. | CGL106-600W | CGL106-800W | CGL106-1000W |
|-------------------------|---|--|--|
| Power (W) | 600W±5% | 800W±5% | 1000W±5% |
| Dimension (mm) | 1100*1100*70mm | 1100*1100*70mm | 1100*1100*70mm |
| Input voltage | AC 100 ~ 277V | AC 100 ~ 277V | AC 100 ~ 277V |
| Light source | Epistar/SanAn/LEDstar | Epistar/SanAn/LEDstar | Epistar/SanAn/LEDstar |
| Ratio | 4000K: 2142pcs 660nm:72pcs IR: 12PCS | h4000K: 2856pcs 660nm:96pcs IR: 16PCS | 4000K: 3570pcs 660nm:120pcs IR: 20PCS |
| Dimming | hand knob +0-10V with RJ port | hand knob +0-10V with RJ port | hand knob +0-10V with RJ port |
| PF Factor | >0.95 | >0.95 | >0.95 |
| Output PPF | 1600umol/s | 2000 umol/s | 2300 umol/s |
| PPF Efficiency | 2.7umol/s/W | 2.6umol/s/W | 2.3umol/s/W |
| N.W (kg) | 13.5 kg | 14.5 kg | 15.5kg |
| G.W (kg) | 15 kg | 17 kg | 19kg |
| Carton Size (cm) | 118*28*25cm | 118*28*25cm | 118*28*25cm |
| IP Grade | IP65 | IP65 | IP65 |
| Warranty | 5 years | 5 years | 5 years |

Features&Details:

- 1. High efficiency ,growers proved high yield.**



2. Foldable & easy to assembly:

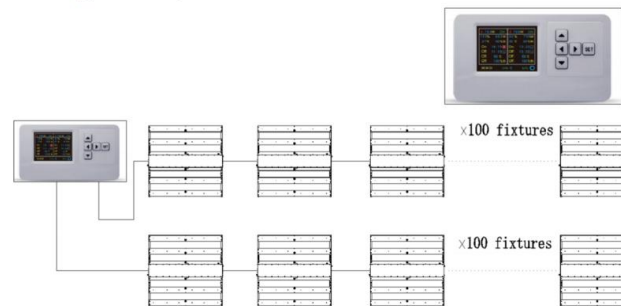
The foldable design for led grow light saved much volume when packing and shipping , and tool-free for installation , only unfold it and lock it then hang it ,, save your valueable time and labor cost .



3. Hand knob dimmer on lamp plus 0-10v Dimming from birghtness 0-100%,with RJ port and control system, can contal 100 pcs by one controller,:Adopt UL Listed Constant currency driver supply with dimming function , plus LED screen show the main parameters when working : voltage , power , temperature ect , stable and easy on operation even in large farm. You can also use hand dimmer to adjust for some individual light once you need .



Diagram of Intelligent Module:



Applications:

- Greenhouse Lighting, Indoor Farm Lighting, Grow Room Lighting, Horticulture Lighting, Grow Tent Lighting
- Medical plants, Vegetable, Flowers, Crops, Fruits, Herbs, Leafy greens, pot culture,
- Clone, seedlings,, vegetative stage, blooming, harvest



Packaging&Delivery :

Carton Dimension :118*28*25cm (46.5*11*9.9")

N.W./CTN :13.5kg (29.71LBS) G.W./CTN :15kg (33LBS) 20' GP: 400 pcs 40' GP: 800 pcs 40' HQ: 900 pcs



Lead time:

Sample 1 pc: 1-3 working days / 2-20 pcs : 3-7 working days / 21-100 pcs : 10 working days / >100pcs : to be confirmed

The end